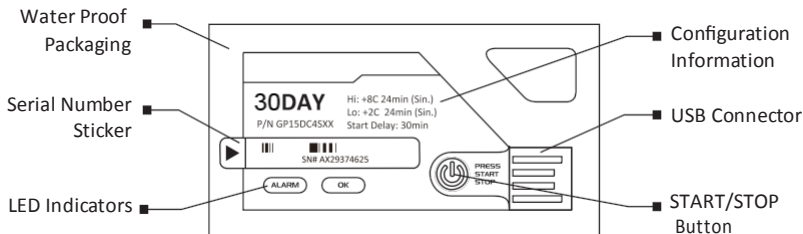


User Manual

ITAG[®] 3 Temperature Label Series

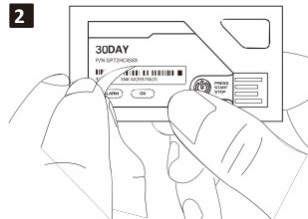




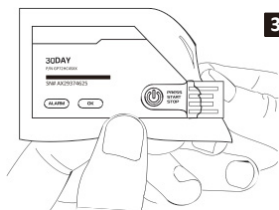
Operating Instructions



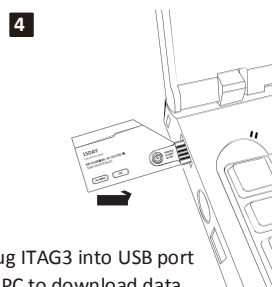
Press button and hold for 5 sec to start.
LEDs flash in turn for 3 times means data logger successfully starts recording



Take off the serial number sticker for record



Press button and hold for 5 sec to manually stop recording, then tear open package and expose the USB connector



Plug ITAG3 into USB port of PC to download data

LED Indicators

Status	It means
Blue(OK) LED flashes every 10 sec (ambient temperature higher than 0°C) every 20 sec (ambient temperature between 0°C and -20°C) every 30 sec (ambient temperature lower than -20°C)	Current logging No alarm condition
Red(Alarm) LED flashes every 10 sec (ambient temperature higher than 0°C) every 20 sec (ambient temperature between 0°C and -20°C) every 30 sec (ambient temperature lower than -20°C)	Current logging Alarm is triggered
LEDs flash interval will change to 5 seconds after recording stopped.	
LEDs flash in turn for 3 times after started.	
LEDs all light up when connected to PC (on ITAG3 Pro, Alarm LED lighting off 1 sec after connected to PC indicates the PDF file is being generated, please wait patiently)	

* Please avoid operating in strong sunlight, which may affect the visibility of LEDs flashing



Caution: To avoid unnecessary loss to your goods, please do not use the temperature label while the LEDs do not flash after starting logger. Please return this defective product to your reseller or us, and we will send you a new one for instead.

Download of Data

ITAG3 needs to work with TempCentre Data Management Software to obtain data recorded, and you could go to <http://www.eofirm.com/support.aspx> to download free TempCentre Lite software.

ITAG3 Pro could automatically generate encrypted PDF format data report, without need of installing any software. After connected to PC, ITAG3 Pro will simulate as a mobile storage device, copy the PDF file inside the storage device named "TempSenDisk" to your PC, open and view it with Adobe PDF Reader.

Important Using Information

Please use ITAG3 series temperature labels before the expired date printed on the back of loggers.

To avoid damaging your ITAG3 series label, please do not disconnect it from USB port while it is communicating with the computer.

Data stored in ITAG3 series label is retrievable even battery runs out.

ITAG3 series label uses CR2032 lithium battery, please do not heat, microwave or recharge it.

Please follow local regulations when recycling or disposing of ITAG3 series labels.

Shenzhen EO Technology Co., Ltd.

T: +86 (755) 8420 0058

F: +86 (755) 2571 2314

E: sales@eofirm.com

<http://www.eofirm.com>

Please contact support@eofirm.com for technical support